



x

x



#4

x

x


Hooded Scarf
FriendsStitchedTogether.com

Hood Center
Cut 1 on fold main fabric
Cut 1 on fold lining fabric

3

x

x



x

x

#2

Hooded Scarf
Friends Stitched Together.com
@FriendsStitchedTogether

Hood

Cut 2 (one reversed) main fabric
Cut 2 (one reversed) lining fabric

Also cut 2 rectangles 6" x 12" main or contrast

1

Cut here
to add
ears

